



BP Lifts
By Barker Products
1310 Miller Road, Greenville, SC 29607

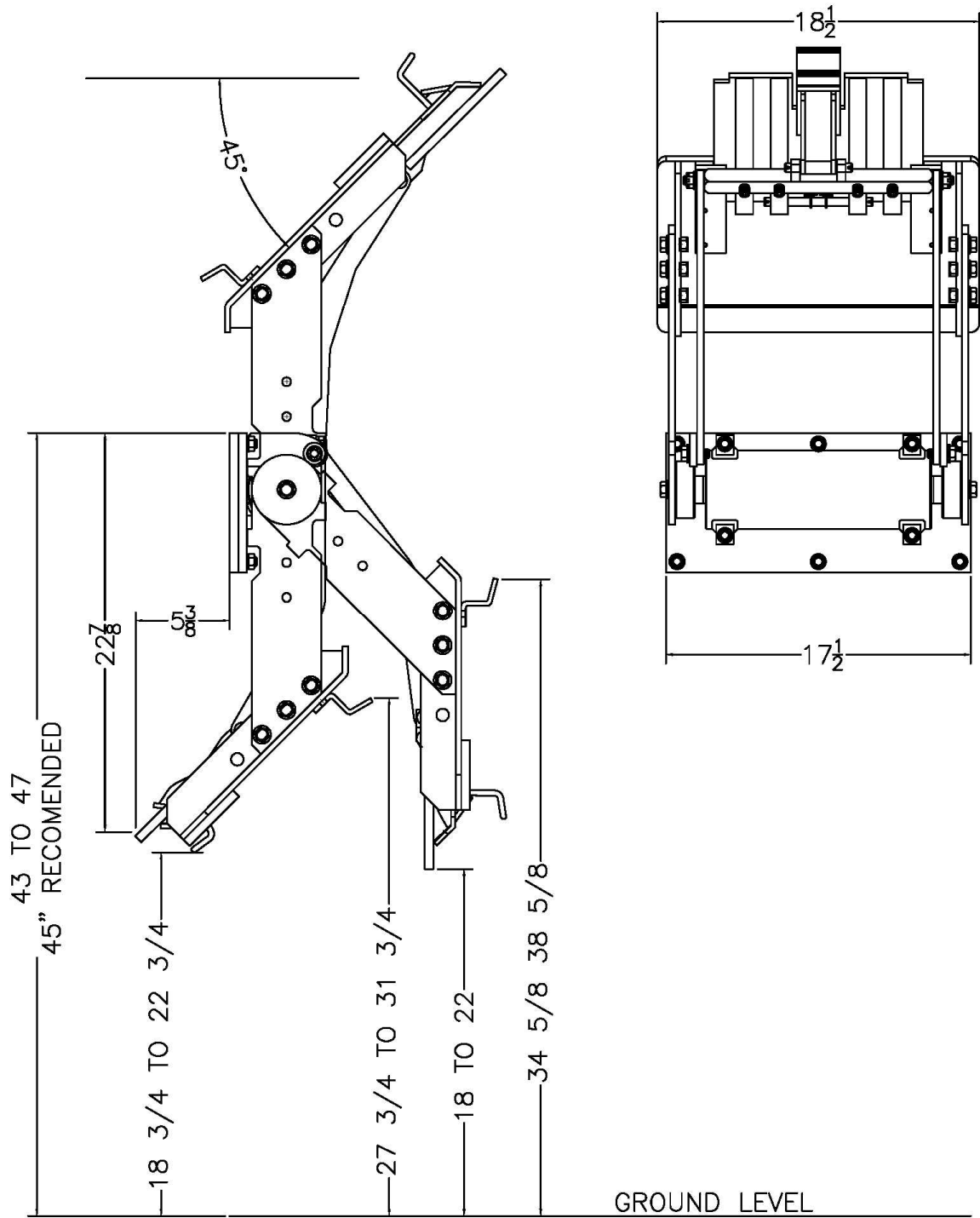


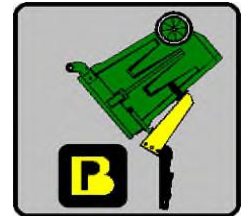

- **4 Models Available**
- **Dependable Smooth Acting 15K Helical Rotary Actuator**
- **Splined Shafts To Eliminate Arm Movement And Wear**
- **45 Degree Dump Angle**
- **EZ Bolt On Kit Standard**
- **Meets ANSI Z245 Type B Specs** **Lifts All Standard American 2 Bar Carts**
- **Liftplate Arc Motion Makes Cart Attachment Fast And Easy On Unlevel Highway Conditions**
- **Double Wide Mounting Plate Available. Increases Hopper Height To Decrease Packing Cycles**
- **37 to 47 Inch Mounting Heights**
- **18 1/2 to 22 1/2 Inch Ground Clearance**
- **Use on Rear Loaders**
- **All Components Manufactured and Assembled In The US**



HB15N-4545

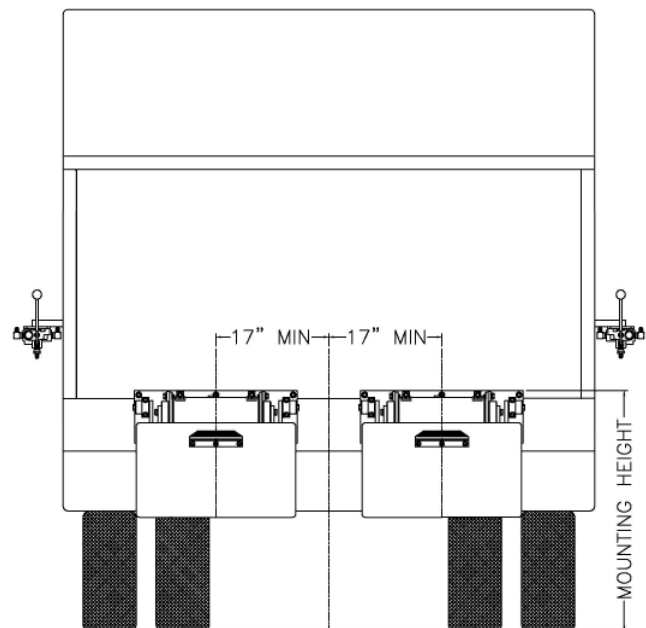
Envelope Dimensions



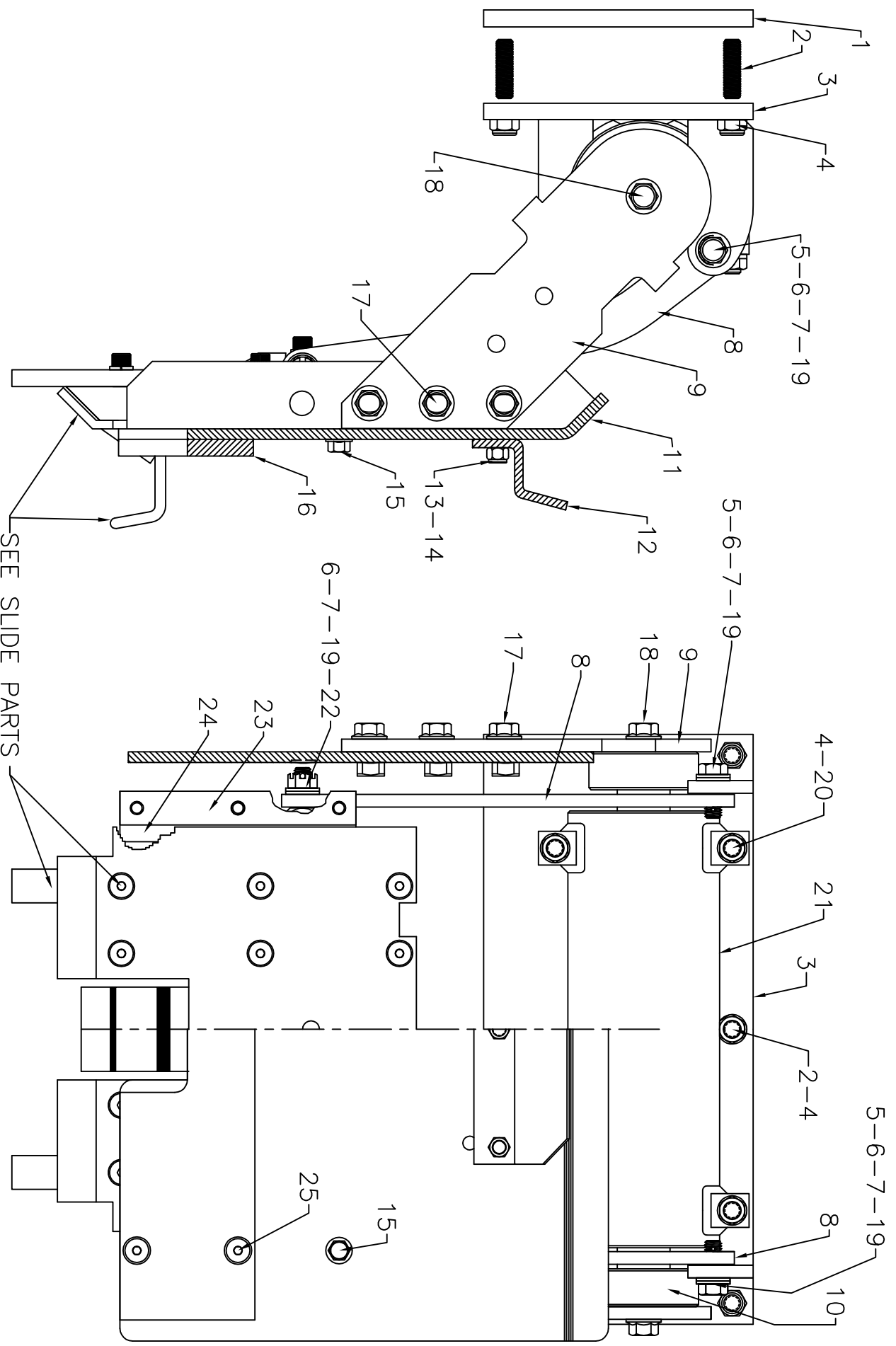


Lift Unit Installation

1. Truck must be empty, clean and parked on a level surface before installation is started.
2. Remove all bumpers and running boards that will interfere with the location of the lift units. Relocate lower mounted tail lights as needed.
3. Measure and mark the centerline of the truck hopper. The centerline of the unit or units should be a minimum of 17" from the hopper centerline.
4. Hand valves should be mounted on the side of the hopper at the most convenient height for the operator and clear of the packer controls.
5. The top of the unit mounting plate should be tack welded in place at the height recommended on the envelope dimension sheet of the unit.
CAUTION: SEE NOTE BELOW PICTURE
6. All dimensions should be approved by the customer before final welding.
7. If the mounting plate extends more than 2" above the hopper, a brace should be added.



Mounting heights and locations are recommendations only. It is the responsibility of the installer to insure that the customer is satisfied with the height. Barker Products recommends that after the units are tacked in place, try the units with the can or cans the customer uses. The customer should approve your mount before final welding.



Barker Products
 1310 Miller Road - Greenville, S. C. 29607
 Telephone 864-288-7384 Fax 864-297-1292

Tolerances:

2 place	- 0,00	± 0,015
3 place	- 0,000	± 0,005
Fraction	- 0/0	± 1/32
Angular	±	0,25

Drawn By: **R. WYMAN**
 Material: **NOTED**

Date: **5/8/09**
 Scale: **1/4**

Title: **PARTS DRAWING**
HB15-4545

Drawing Number: **BU07200**
 Rev: **00**

Barker Products

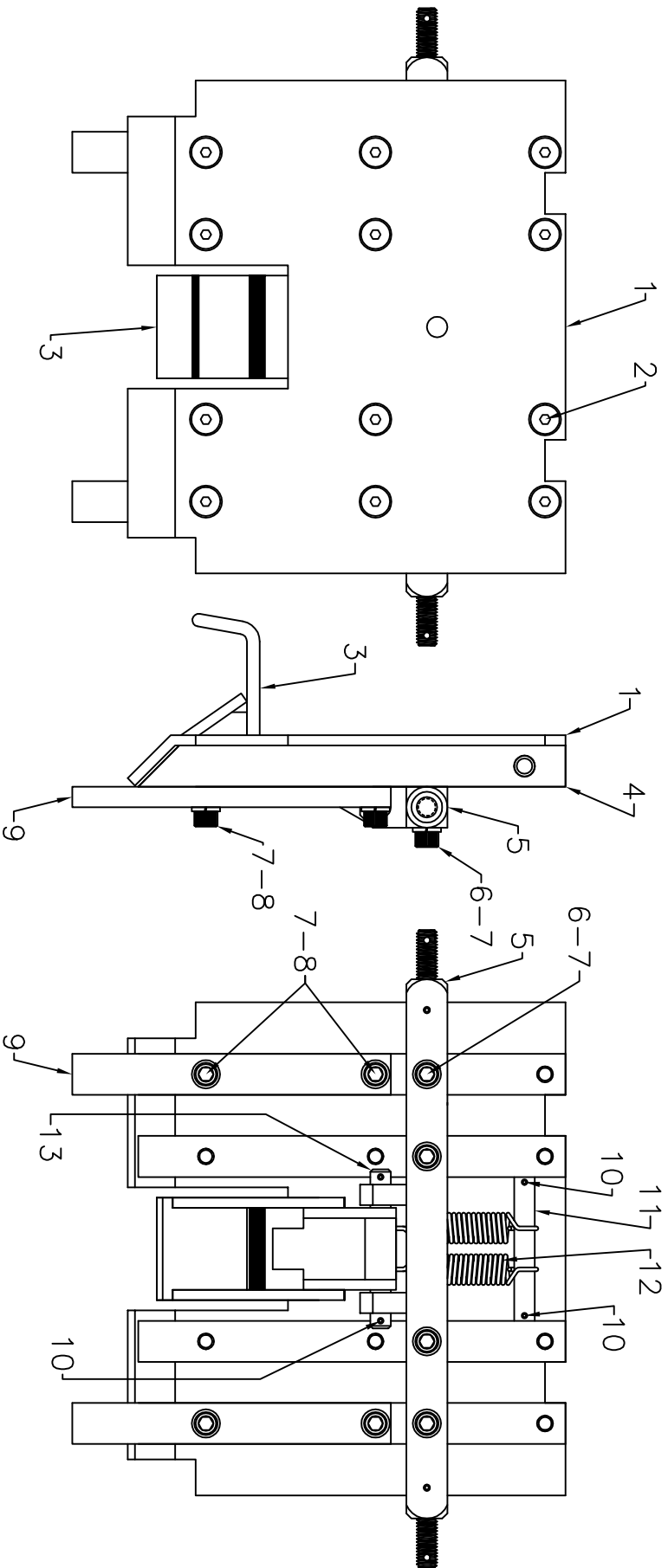


BU07200

HB15N-4545 Lift

Item # Quan Part Number Description

Item #	Quan	Part Number	Description
1	1	BW17525	Mount Plate N
2	5	BW07140	PLATE STUD
3	1	BW10620	Mainframe
4	9	XDC082000	1/2-20 NYLOCK NUT ZINC
5	2	BW02140	1/2-13 X 1 1/4 LOCK BOLT
6	4	BW02125	5/32 X 3/4 SPRING PIN
7	4	BW07350	1/2" SPHERICAL BEARING
8	2	BW10668	Slide Link HB15-4545
9	1	BW10645	Left Lift Arm HB15-4545
10	1	BW10655	Right Lift Arm HB15-4545
11	1	BW10630	Lift Plate
12	1	BW00800	SADDLE
13	3	XAA061610	3/8-16 X 1 1/4 HHCS GR-5 ZINC
14	3	XDC061600	3/8-16 NYLOCK NUT ZINC
15	2	XAE061608	3/8-16 X 1 Serrated Flange Hex Bolt
16	1	BW10670	Can Support
17	6	XAE081308	1/2-13 X 1 Serrated Flange Hex Bolt
18	2	XAE081312	1/2-13 X 1 1/2 Serrated Flange Hex Bolt
19	8	BW02100	1/2" BELLEVILLE SPRING WASHER
20	4	BW07120	ACTUATOR MOUNT STUD
21	1	BW07000	15K HELICAL ACTUATOR
22	2	XDE081300	1/2-13 SLOTTED NUT
23	2	BW07330	SLIDE SPACER
24	2	BW07320	SLIDE CAP
24	4	XAD061612	3/8-16 X 1 1/2 FSHCS GR-8



Barker Products
 1310 Miller Road - Greenville, S. C. 29607
 Telephone 864-288-7384 Fax 864-297-1292

Tolerances:
 2 place - 0.00
 Fraction - 0.000
 Angular - 0/0
 ± 0.015
 ± 0.005
 ± 1/32
 ± 0.25

Drawn By: R. WYMAN
 Material: NOTED

Date: 5/7/09
 Scale: 1/4

Title:

SLIDE PARTS
 HB15-45XX

Drawing Number: BW10000

Rev 00

Barker Products

BW10000

Slide Assembly

Item # Quan Part Number Description

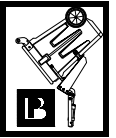
1	1	BW10230	SLIDE PLATE HB2 UNIT
2	12	XAD061606	3/8-16 X 3/4 FHSCS
3	1	BW10680	Hook
4	4	BW10240	SLIDE SUPPORT-HB2 UNITS
5	1	BW10060	SLIDE DRIVE - HB UNITS
6	4	XAB061616	3/8-16 X 2 SHCS GR-8
7	8	XEB061000	3/8 LOCKWASHER ZINC
8	4	XAB061608	3/8-16 X 1 SHCS GR-8
9	2	BW10690	Slide Extension
10	4	BW02125	5/32 X 3/4 SPRING PIN
11	1	BW10110	SPRING SHAFT
12	2	BW10120	HB HOOK SPRING
13	1	BW10100	HOOK SHAFT - HB UNITS



1310 Miller Road
Greenville, SC 296078

Barker Products

Lift Unit Specialist



Phone:864-288-7384
Fax:864-297-1292

BPH SERIES LIFT UNIT WARRANTY

Barker Products warranties each new dump unit to be free of defects in material and workmanship under normal use and service for a period of 1 year or 2000 hours of operation, whichever comes first, from the date of delivery.

This warranty excludes any obligations by BARKER PRODUCTS for the cost of down time. BARKER PRODUCTS will not warranty any dump unit which has been subject to misuse, neglect, alteration, or damaged by an accident.

On any work not performed by BARKER PRODUCTS or it's representative, the customer will be responsible for freight charges on all parts shipped under warranty. Parts will be invoiced at time of shipment. Defective parts must be returned to BARKER PRODUCTS within 30 days. If the part is determined to be defective the customer will be credited for the original invoice.

Customer warranty labor charges must be approved by BARKER PRODUCTS in advance. If not contacted for approval, BARKER PRODUCTS will not be liable for the warranty labor charge.